ROGER TECHNOLOGY
AUTOMAZIONI EVOLUTE

Exemple d'installation de deux automations opposées

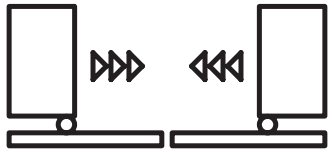

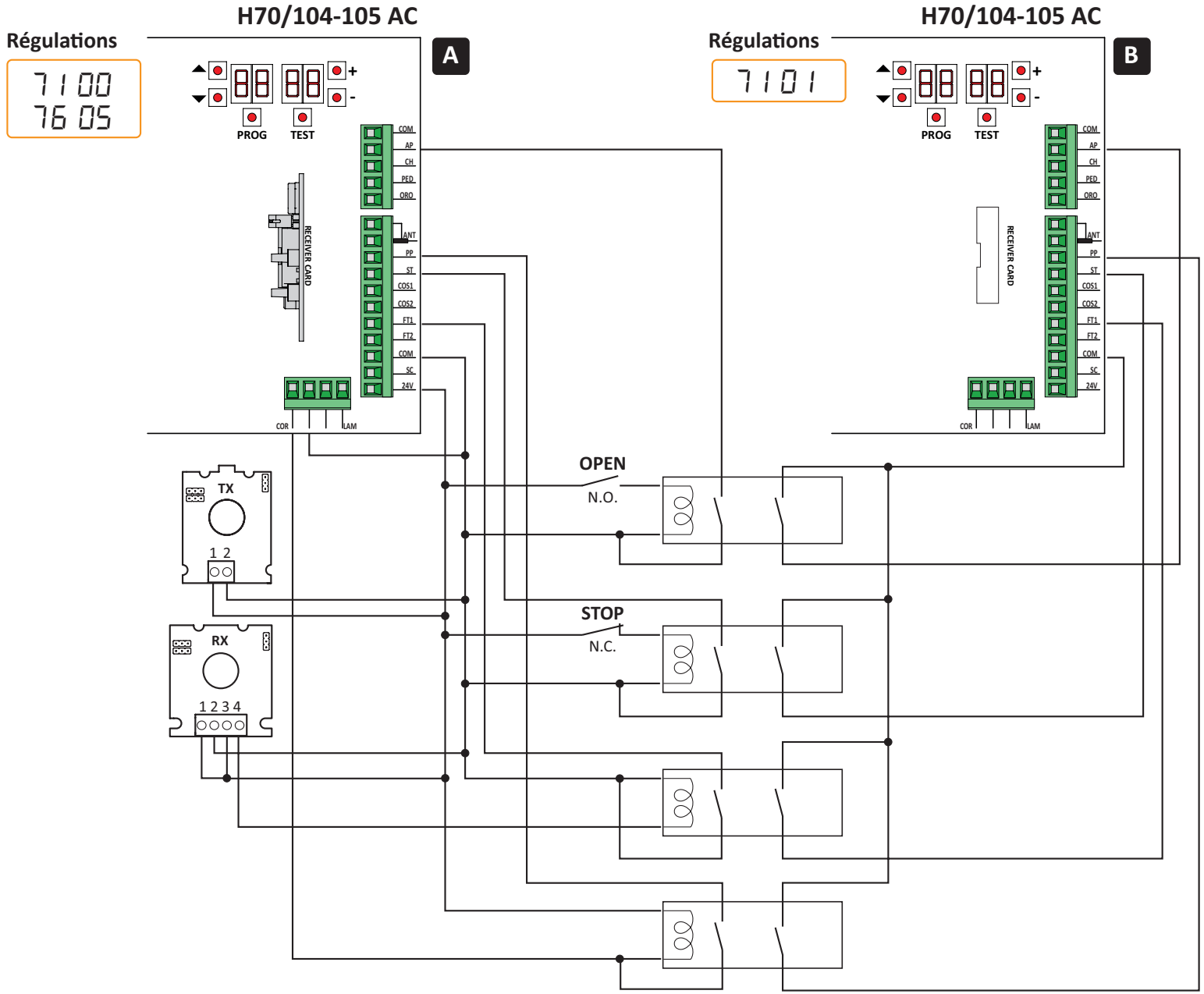

FR

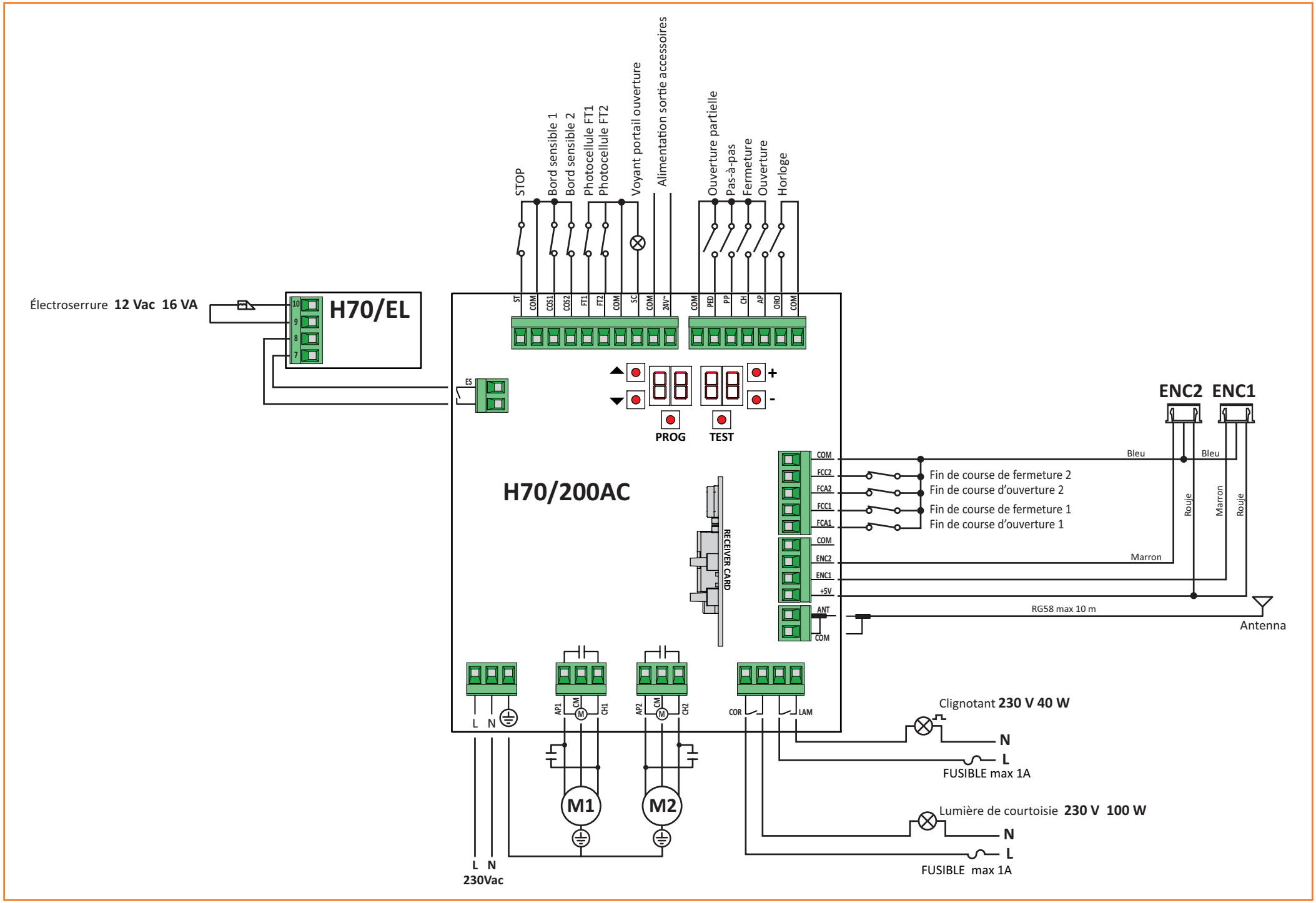
STOP
Bord sensible 1
Bord sensible 2
Photocellule FT1
Photocellule FT2
Voyant portail ouverture
Alimentation sortie accessoires
Ouverture partielle
Pas-à-pas
Fermeture
Ouverture
Horloge
Électroserrure 12 Vac 16 VA
H70/EL
ST COM COS1 COS2 FT1 FT2 COM SC COM 24V~ COM PED PP CH AP ORO COM
ES
PROG
TEST
H70/200AC
RECEIVER CARD
COM FCC2 FCA2 FCC1 FCA1
COM ENC2 ENC1 +5V
ANT COM
ENC2 ENC1
Bleu
Bleu
Rouje
Marron
Rouje
Marron
Fin de course de fermeture 2
Fin de course d'ouverture 2
Fin de course de fermeture 1
Fin de course d'ouverture 1
RG58 max 10 m
Antenna
L N
AP1 CM CH1
AP2 CM CH2
COR LAM
M1
M2
Clignotant 230 V 40 W
N
L
FUSIBLE max 1A
Lumière de courtoisie 230 V 100 W
N
L
FUSIBLE max 1A
L N
230Vac

H70/200AC

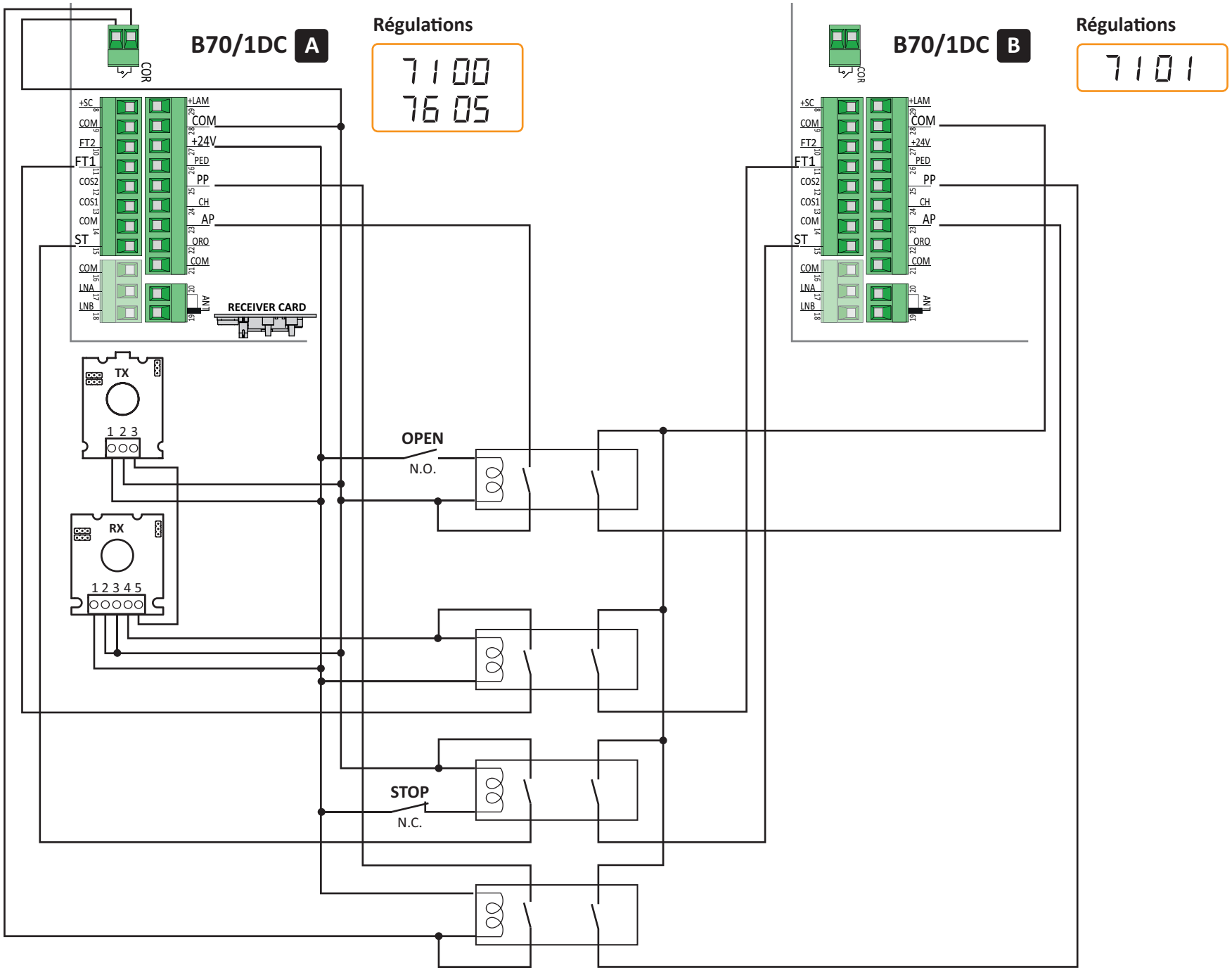
B70/1DC A
Régulations
7100
7605
COR
+SC
COM
FT2
FT1
COS2
COS1
COM
ST
COM
LNA
LNB
+LAM
COM
+24V
PED
PP
CH
AP
ORO
COM
ANT
RECEIVER CARD
TX
1 2 3
RX
1 2 3 4 5
OPEN
N.O.
STOP
N.C.
B70/1DC B
Régulations
7101